



Too Loose: If your flag is not pulled down far enough on the pole it will cause Ripples and Creases to appear in the Flag. This can obstruct the Flag Artwork.



Too Tight: If your flag is pulled down too far on the pole it will cause it to bend and crease. This can obstruct the flag artwork and reduce the longevity of the flag.




Just Right: Your flag should sit flat with minimal ripples as shown. Hook the fabric loop to the locking mechanism and adjust it by twisting the nozzle to tighten. The locking mechanism should sit at approx. 400mm from the base of the pole.



Attach the fabric loop to the lock hook.



Pull down the flag to the right tension. Refer to tensioning example.



Twist the butterfly screw to secure the lock.



BANNER FLAGS

Designed to withstand the harsh sun rays, our teardrop, feather and rectangular flags are printed using dye-sublimation, made of high quality 110gsm knitted polyester and are double stitched for durability.

Flag Pole Bases Available




Ground Spike



Water Bag




Cross Base



Heavy Duty Square Base



U Shape Car Tyre Base



30° Wall Bracket



CLASS - Rectangular (Comes with L-Shaped arm to suit universal pole)

SIZES AVAILABLE

- (S) 700x1510mm
Height once assembled (1510mm)
- (M) 700x2160mm
Height once assembled (2160mm)
- (L) 700x3150mm
Height once assembled (3150mm)
- (XL) 700x4160mm
Height once assembled (4160mm)

CLASS - Bow

SIZES AVAILABLE

- (S) 700x2400mm
Height once assembled (2400mm)
- (M) 750x3000mm
Height once assembled (3000mm)
- (L) 750x4000mm
Height once assembled (4000mm)
- (XL) 800x4950mm
Height once assembled (4950mm)

CLASS - Teardrop

SIZES AVAILABLE

- (S) 800x2300mm
Height once assembled (2300mm)
- (M) 900x2700mm
Height once assembled (2700mm)
- (L) 1100x3700mm
Height once assembled (3700mm)
- (XL) 1100x4650mm
Height once assembled (4650mm)